

PMIP4 and the CMIP6 DRS



All the *attributes* have to be defined properly when creating data for the CMIP6 database, but you will find below details about some attributes that are especially relevant for PMIP4

Some key concepts...



- **attribute**: a *global attribute* (e.g. in a NetCDF file) used to describe the data
- **CV**: sometimes the value of a given **attribute** has to be taken from a predefined set of values, known as a *Controlled Vocabulary (CV)*
- **DRS** = *Data Reference Syntax*: the *DRS* is used to identify experiments, simulations, ensembles of experiments, atomic datasets and is used, for example, in file names, directory structures, the `further_info_url`, and in facets of some search tools

Example: the `experiment_id` **attribute** is used in the **DRS**, and its value has to be chosen from a **CV** (`[piControl, past1000, lgm, ...]`)

CMIP6 official specifications

The following CMIP6 document is still *in prep* (as of July 14th 2016)



This document specifies all the global attributes that are defined for CMIP6. It also indicates how a subset of those relate to the Data Reference Syntax (DRS) and are used in file names and directory structures. Controlled vocabularies are defined for some global attributes (e.g., `source_type` and `grid_resolution`).

- **CMIP6** document: [CMIP6 Global Attributes, DRS, Filenames, Directory Structure, and CV's \(version 1.0\)](#)

- Legacy **CMIP5** documents:
 - [CMIP5 Data Reference Syntax \(DRS\) and Controlled Vocabularies \(Version 1.3.1 - 13 June 2012\)](#)
 - [CMIP5 Model Output Requirements: File Contents and Format, Data Structure and Metadata \(7 January 2010\)](#)

Project identification attributes

- activity_id = activity labels
- mip_era = activity's associated CMIP cycle
- Note: *The project_id used in CMIP5 is being replaced in CMIP6 with two global attributes: 1) an activity_id, and 2) a mip_era (a label indicating the cycle of CMIP that this activity falls under which will be set to "CMIP6" for the 6th CMIP cycle). In a few cases it may be appropriate to include multiple activities in the activity_id (with multiple activities allowed, separated by single spaces). An example of this is "LUMIP AerChemMIP" for one of the land-use change experiments.*


| Project | activity_id | mip_era | Note |
|-------------|-----------------------|--------------------|---|
| CMIP6 | CMIP | CMIP6 | |
| PMIP4-CMIP6 | CMIP "CMIP PMIP"?? | CMIP6 | Should we use CMIP or "CMIP PMIP" for PMIP4 experiments that are part of CMIP6? This is confusing |
| PMIP4 | PMIP | PMIP4?? CMIP6?? | Use this for non-CMIP6 experiments, or groups that are not part of CMIP6 Should we use PMIP4 because it is the 4th phase of PMIP, or CMIP6 because we will be using CMIP6 format specifications? |

Experiment names

You can find all the referenced experiment names on [es-doc search](#) site: select Project=CMIP6-DRAFT and Type=Experiment


- experiment_id = root experiment identifier
- experiment = short expt. description
- sub_experiment_id=none ⇒ needed for CMIP6 hindcast and forecast experiments to indicate "start year". For other experiments, this should be set to none
- sub_experiment=none ⇒ needed for CMIP6 hindcast and forecast experiments. For other experiments, this should be set to none

DECK and historical experiments



Fix Me! How do we specify that an *historical* experiment is the true continuation of a *past1000* experiment?

We probably need to use parent_experiment_id=*past1000* in the files' metadata, as well as parent_activity_id,



parent_mip_era=CMIP6, parent_source_id, branch_time_in_parent and other related parent_* variables. We can probably also agree on a specific variant_label that will appear in the file names.

| experiment_id | experiment |
|---------------|---|
| amip | Atmospheric Model Intercomparison Project |
| piControl | Pre-Industrial Control |
| abrupt-4xCO2 | abrupt quadrupling of CO2 |
| 1pctCO2 | 1 percent per year increase in CO2 |
| historical | all-forcing simulation of the recent past |

PMIP4-CMIP6 experiments

You can find specific details about the experiments by visiting the [PMIP4 experimental design](#) section, or by directly clicking on one of the experiments below

| experiment_id | experiment |
|--------------------|--------------------------------------|
| past1000 | past 1000 years |
| mid-Holocene | mid-Holocene |
| lgm | last glacial maximum |
| lig127k | last interglacial |
| midPliocene-eoi400 | mid-Pliocene |

PMIP4 only experiments


Guidelines for creating new PMIP4 experiment_id values

- Allowed characters: CMIP6 experiment_id values are similar to [CMIP5](#) (...so the permitted characters will be: a-z, A-Z, 0-9, and "-"), but a compound structure is allowed (segments separated by hyphens; e.g., "abrupt-4xCO2"); in a few cases multiple sub-experiments will be defined belonging to this root and constituting an ensemble.
- Being wise when creating/proposing a new name
 - Global attributes that label experiments are needed to construct file names and directories and can generally be used as search facets. Together, they should have the following characteristics:
 - * Uniquely label each experiment within CMIP6 and distinguish experiments with specified conditions that differ in any way
 - * Easily be interpreted and remembered
 - * Facilitate representations of groups of experiments that are closely related (e.g., same forecast conditions but different start dates, or experiment with an "offline" model driven by output from various models)

• Planning for groups of related simulations

- Often several simulations will be performed that satisfy the conditions specified for each experiment. For example simulations of the historical period can branch from various points in a control run, and each of these will satisfy the conditions defining the experiment. Together such simulations constitute a “conforming ensemble” with member all satisfying the same “root” experiment specifications. There are also occasional cases where the experiment designers (MIP leaders) define a family of related simulations and choose to label these with a common “root” experiment name. An example of this is the set of decadal prediction hindcasts that are all run similarly but started from different start dates (with each simulation identified by a different sub-experiment label). Such “defined ensembles” of experiments will be labeled with a “root” experiment name, and a “sub-experiment_id” will be used to distinguish among members in the ensemble.
- Ensemble of simulations usually share a common experiment_id and have different *ripf* variant labels.

Proposed PMIP4 experiment_id values



The following suggested PMIP4 experiment_id values should be considered as a *work in progress*, till they are validated!


You can find specific details about the experiments by visiting the [PMIP4 experimental design](#) section, or by directly clicking on one of the experiments below

| experiment_id | experiment | Status |
|---------------|---|--------|
| LDv1-LGMspin | Last Glacial Maximum spinup | Work |
| LDv1-transpin | Transient orbit and trace gases spinup (26-21 ka) | Work |
| LDv1 | Transient deglaciation (21-0 ka) | Work |

Handling groups of simulations

CMIP5 ensemble member

aka r<N>i<M>p<L> or *rip*



The definitions below have been superseded by CMIP6 specifications, but it is still useful to remember them. They have been copied from:



- a) [CMIP5 Data Reference Syntax \(DRS\) and Controlled Vocabularies \(Version 1.3.1 - 13 June 2012\)](#)
- b) [CMIP5 Model Output Requirements: File Contents and Format, Data Structure and Metadata \(7 January 2010\)](#)

- b) ⇒ `realization` = an integer (≥ 1) distinguishing among members of an ensemble of simulations (e.g., 1, 2, 3, etc.). If only a single simulation was performed, then it is recommended that `realization=1`.
For fields appearing in table “fx” in the CMIP5 Requested Output, set `realization=0` (violating the general rule that it should be a positive definite integer).
Note that if two different simulations were started from the same initial conditions, the same realization number should be used for both simulations. For example if a historical run with “natural forcing” only and another historical run that includes anthropogenic forcing were initiated from the same point in a control run, both should be assigned the same realization. Also, each so-called RCP (future scenario) simulation should normally be assigned the same realization integer as the historical run from which it was initiated. This will allow users to easily splice together the appropriate historical and future runs. A similar convention should be followed, when appropriate, with other simulations (e.g., the decadal simulations).
Note that the realization can be used in constructing the “ensemble member” called for by the DRS document; it is the value of **N** in `r<N>i<M>p<L>`.
[Note that for the “Transpose AMIP” project, the “realization” number is used to distinguish among the 16 members of each of 4 suites of runs (i.e., the 4 “seasons”) generated from different observed conditions, spaced 30 hours apart. So, for example, the 16-member ensemble of runs initialized at 00Z on 15 Oct 2008, 06Z 16 Oct 2008, 12Z 17 Oct 2008, and so on, would be assigned “r1”, “r2”, “r3”, etc.]
- b) ⇒ `initialization_method` = an integer (≥ 1) referring to the initialization method used or different observational datasets used to initialize.
If only a single method and dataset was used to initialize the model, then this argument should normally be given the value 1.
For fields appearing in table “fx” in the CMIP5 Requested Output, set `initialization_method=0` (violating the general rule that it should be a positive definite integer).
See the DRS document for guidance on assigning `initialization_method`. Note that the `initialization_method` is used in constructing the “ensemble member” called for in the DRS document; it is the value of **M** in `r<N>i<M>p<L>`.
- b) ⇒ `physics_version` = an integer (≥ 1) referring to the physics version used by the model. If there is only one physics version of the model, then this argument should be normally given the value 1.
Note that model versions that are substantially different should be given a different “model_id”; assigning a different “physics_version” should be reserved for closely-related model versions (e.g., as in a “perturbed physics” ensemble) or for the same model, but with different forcing or feedbacks active. In CMIP5, one would distinguish, for example, among runs forced by different combinations of “forcing” agents (as called for under the “historicalMisc” experiment - experiment 7.3) by assigning different values to `physics_version`.
For fields appearing in table “fx” in the CMIP5 Requested Output, set `physics_version=0` (violating the general rule that it should be a positive definite integer). Note that the `physics_version` is used in constructing the “ensemble member” called for by the DRS document; it is the value of **L** in `r<N>i<M>p<L>`

- a) \Rightarrow Ensemble member ($r\langle N \rangle i\langle M \rangle p\langle L \rangle$) =

This triad of integers (N, M, L), formatted as shown above (e.g., "r3i1p21") distinguishes among closely related simulations by a single model. All three are required even if only a single simulation is performed.

The so-called "realization" number (a positive integer value of "N") is used to distinguish among members of an ensemble typically generated by initializing a set of runs with different, but equally realistic, initial conditions. CMIP5 historical runs initialized from different times of a control run, for example, would be identified by "r1", "r2", "r3", etc.). The data supplier must assign a realization number to each atomic dataset. It is generally recommended that the numbers be assigned sequentially starting with 1 (but other recommendations, specified below, may override this recommendation). In CMIP5, time-independent variables (i.e., those with frequency="fx") are not expected to differ across ensemble members, so for these N should be invariably assigned the value zero ("r0"). For TAMIP ("the Transpose AMIP activity), the "realization" number is used to distinguish among the 16 members of each of 4 ensembles (one for each of 4 "seasons") generated from different observed conditions, spaced 30 hours apart. So, for example, the 16-member ensemble of runs initialized at 00Z on 15 Oct 2008, 06Z 16 Oct 2008, 12Z 17 Oct 2008, and so-on, would be assigned "r1", "r2", "r3", etc.

Models used for forecasts that depend on the initial conditions might be initialized from observations using different methods or different observational datasets. These should be distinguished by assigning different positive integer values of "M" in the "initialization method indicator" ($i\langle M \rangle$). For CMIP5 this indicator might in some cases be needed to distinguish among runs in the decadal-prediction suite of experiments (1.1-1.6). The data supplier must assign an initialization method number to each atomic dataset. It is recommended that the numbers be assigned sequentially starting with 1. In CMIP5, time-independent variables (i.e., those with frequency="fx") are not expected to differ across ensemble

members, so for these M should invariably be assigned the value zero ("i0"). A key (i.e., a table) should be made available that associates each value of M with a particular initialization method and/or observational dataset.

If there are many closely related model versions, which, as a group, are generally referred to as a perturbed physics ensemble (e.g., QUMP or climateprediction.net ensembles), then these should be distinguishable by a "perturbed physics" number, $p<L>$, where the positive integer value of L is uniquely associated with a particular set of model parameters (e.g., r3ilp78 is a third realization of the seventy-eighth version of the perturbed physics model). If there are different "forcing" combinations prescribed in experiment 7.3 in CMIP5 (the "historicalMisc" runs), then each of these different runs are also assigned different values of L (in " $p<L>$ "). Note that the data supplier must assign a physics version number to each atomic dataset. It is recommended that the numbers be assigned sequentially starting with 1. In CMIP5, time-independent variables (i.e., those with frequency="fx") are not expected to differ across ensemble members, so for these L should always be assigned the value zero ("p0"). A key (i.e., a table) should be made available that associates each value of L with a particular set of model parameter values and/or, in the case of the "historicalMisc" experiment, a particular suite of "forcing" agents.

Note that for a single model and experiment N, M, and L should be interpretable independently; for all members of the ensemble, the correspondence between the values of N, M, and L and the simulation characteristics they represent should be consistent. For example the two different ensemble members, r3ilp7 and r3ilp8, should both be initialized from exactly the same initial conditions using the same method (because the "r" and "i" values are identical) although the subsequent evolution of the simulations will presumably differ since they were produced by two different "perturbed physics" versions of the same model. Note that there may be cases where "gaps" could occur in the list of ensemble members. If, for example, two different initialization procedures were used, but the second procedure was tested with only a

subset of the initial condition cases of the first procedure (say, every other case). Then the list of ensemble members would look like: r1i1p1, r2i1p1 r3i1p1, r4i1p1, r5i1p1, r6i1p1, ..., r1i2p1, r3i2p1, r5i2p1, ...

A recommendation for CMIP5 is that each so-called RCP (future scenario) simulation should when possible be assigned the same realization integer as the historical run from which it was initiated. This will allow users to easily splice together the appropriate historical and future runs. Thus, for example, suppose a 3-member ensemble of historical runs of a model exists, and a single rcp45 simulation was produced, initialized from the third member of the historical ensemble. The rcp45 simulation would be designated "r3" (rather than "r1"), even though it is the only existing ensemble member, in order to indicate that it was spawned from member 3 of the historical ensemble. A similar convention should be followed, when appropriate, with other simulations (e.g., the decadal simulations).

CMIP6 variant_label

aka $r\langle k\rangle i\langle l\rangle p\langle m\rangle f\langle n\rangle$ or *ripf*

- realization_index = realization number (integer >0)
- initialization_index = index for variant of initialization method (integer >0)
- physics_index = index for model physics variant (integer >0)
- forcing_index = index for variant of forcing (integer >0)
 - Note: the information stored in the *forcing* attribute in CMIP5 may in CMIP6 appear in the *variant_info* attribute
- variant_label = a label constructed from 4 indices stored as global attributes
 - $r\langle k\rangle i\langle l\rangle p\langle m\rangle f\langle n\rangle$

where

k = realization_index

l = initialization_index

m = physics_index

n = forcing_index
- variant_info = brief description of what is unique about this *ripf* variant
 - Example: "forcing: black carbon aerosol only", "realization 1", "realization 1; initialized using anomaly approach (method 2)"

Recommended variant_label values for PMIP4 experiments



PMIP4-CMIP6 directory structure and file names

The DRS defines (among other things) how the different attributes will be combined to generate unambiguous directories and file names, in the ESGF distributed database

```
Directory structure = <mip_era>/
                    <activity_id>/
                    <institution_id>/
                    <source_id>/
                    <experiment_id>/
                    <member_id>/          <== variant_label
                    <table_id>/
                    <variable_id>/
                    <grid_label>/
                    <version>/
```

```
file name = <variable_id>_<table_id>_<experiment_id>
            >_<source_id>_<member_id>_<grid_label>[_<time_range>].nc
```

For PMIP4, we have sub_experiment_id == none (because we don't use forecast and hindcast), and therefore member_id == variant_label

| Used in dir? | Used in file? | Attribute name | Value for PMIP4-CMIP6 |
|--------------|---------------|----------------|--|
| Y | N | mip_era | CMIP6 PMIP4 ? |
| Y | N | activity_id | CMIP PMIP Note: "CMIP PMIP" becomes CMIP (If multiple activities are listed in the global attribute, the first one is used in the directory structure) |
| Y | N | institution_id | institution label (IPSL, ...) |
| Y | N | version | vYYYYMMDD (e.g., v20160218), indicating a representative date for the version Note: the version is not stored in the NetCDF files and not used in the file names, because it is only specified when publishing (eg storing the data in ESGF) the NetCDF files |
| Y | Y | source_id | source label (e.g. the model name/version using only authorized characters) |
| Y | Y | experiment_id | See the Experiment names section |
| Y | Y | member_id | PMIP4 does not use sub_experiment_id, so the value of member_id is equal to the variant_label: r<k>i<l>p<m>f<n> (see the CMIP6 variant label section) |
| Y | Y | table_id | CMOR table label (Amon, ...) |
| Y | Y | variable_id | variable identifier (tas, pr, ...) |

| Used in dir? | Used in file? | Attribute name | Value for PMIP4-CMIP6 |
|--------------|---------------|----------------|---|
| Y | Y | grid_label | gn: output is reported on the native grid gr: output is regridded by the modeling group to a "primary grid" of its choosing gr1, gr2, ...: output is regridded on another grid than the <i>primary grid</i> (that was already different from the <i>native grid</i>) |
| N | Y | time_range | the last segment of the file name indicates the time-range spanned by the data in the file, and is omitted when inappropriate. The format for this segment is the same as in CMIP5 |

Examples:

- Directory = CMIP6/CMIP/NCAR/CCSM2-1/1pctCO2/r1i1p1f1/Amon/tas/gn/v20150320/
File = tas_Amon_CCSM2-1_1pctCO2_r1i1p1f1_gn_202001-202912.nc
- Directory = CMIP6/DCPP/NCAR/CCSM2-1/dcppA-hindcast/s1960-r1i2p1f1/Amon/tas/gr/v20150320/
File = tas_Amon_CCSM2-1_hindcast_s1960-r1i2p1f1_gn_198001-198412.nc

From:

<https://pmip4.lsce.ipsl.fr/> - **PMIP4**

Permanent link:

<https://pmip4.lsce.ipsl.fr/doku.php/database:drs?rev=1472569844>

Last update: **2016/08/30 15:10**

