

# PMIP4 Groups and Experiments

## PMIP4 experiments summary

### CMIP6 entry card

Reminder: the *DECK* experiments (*Diagnosis, Evaluation, and Characterization of Klima Experiments*) are the *entry card* for CMIP, and **the *DECK* and *historical* experiments are the entry card for CMIP6**. The list below is only meant as shortcut to help PMIP4 users locate basic CMIP6 information

Short name	Standard name	Design
0k	piControl (DECK)	<i>Pre-industrial control</i> , see GMD reference below this table
	amip (DECK)	<i>Historical AMIP</i> , see GMD reference below this table
	abrupt4xCO2 (DECK)	<i>Quadruple CO2 abruptly, then hold fixed</i> , see GMD reference below this table
	1pctCO2 (DECK)	<i>1% per year CO2 increase</i> , see GMD reference below this table
	historical	<i>Past ~1.5 centuries</i> , see GMD reference below this table

[Overview of the Coupled Model Intercomparison Project Phase 6 \(CMIP6\) experimental design and organization](#), Veronika Eyring et al., GMD

### PMIP4 subset of CMIP6 experiments

PMIP4 participants have to run at least one of the PMIP4 entry cards: **midHolocene** or **lgm**

Short name	Standard name	Design page
6k	midHolocene	<a href="#">Mid-Holocene</a>
21k	lgm	<a href="#">Last Glacial Maximum</a>
LM	past1000	<a href="#">Last Millennium</a>
LI	lig127k	<a href="#">Last Interglacial</a>
Plio	midPliocene-eoi400	<a href="#">Mid Pliocene Warm Period</a>

### Non-CMIP6 experiments

Short name	Standard name	Design page
LD		<a href="#">Last Deglaciation</a>
		More experiments to come

## Participating groups

### AWI

Details: Alfred Wegener Institute, Helmholtz Centre for Polar and Marine Research, Germany

Data license: [Non-Commercial](#)

## Experiments and contacts

CMIP6				
LM	6k	21k	LI	Plio
N				

- Gerrit Lohmann ([Gerrit.Lohmann@awi.de](mailto:Gerrit.Lohmann@awi.de)): main contact, 6k, 21k, LI, Plio

## Model\_1 information

- Model id: MPI-ESM1-2-LR
- Model information:
- Atmospheric grid: 192×96 (spectral T63) x L47
  - top level = 0.01 hPa
- Ocean grid: 256×220 (bipolar GR1.5) x L40

## Model\_2 information

- Model id: AWI-ESM-1-1
- Model information:
- Atmospheric grid: 192×96 (spectral T63) x L47
  - top level = 80 km
- Ocean grid: unstructured 126859 x L46
  - variable resolution, highest at coastal regions, 20 km near Greenland coast

## CAS

Details: Chinese Academy of Sciences, China

## CAS-ESM group

Details: Chinese Academy of Sciences, China

## Experiments and contacts

CMIP6				
LM	6k	21k	LI	Plio
		N	N	

- Xunqiang Bi ([bixq@mail.iap.ac.cn](mailto:bixq@mail.iap.ac.cn)): main contact, LM, 6k, Plio
- Minghua Zhang ([mhzhang@mail.iap.ac.cn](mailto:mhzhang@mail.iap.ac.cn)):






### Model information

- Model id: CAS-ESM1-0
- Model information:
- Atmospheric grid: 256×128 x L30
  - top level = 2.2 hPa
- Ocean grid: 362×196 x L30

### CAS-FGOALS group

Details: Institute of Atmospheric Physics, State Key Laboratory of Numerical Modeling for Atmospheric Sciences and Geophysical Fluid Dynamics (LASG), China

### Experiments and contacts

CMIP6				
LM	6k	21k	LI	Plio
				

- Tianjun Zhou ([zhoutj@lasg.iap.ac.cn](mailto:zhoutj@lasg.iap.ac.cn)): main contact
- Wenmin Man ([manwenmin@mail.iap.ac.cn](mailto:manwenmin@mail.iap.ac.cn)): LM
- Weipeng Zheng ([zhengwp@mail.iap.ac.cn](mailto:zhengwp@mail.iap.ac.cn)): 6k, 21k, LI, Plio
- Yong Sun ([sunyong@mail.iap.ac.cn](mailto:sunyong@mail.iap.ac.cn)): Plio


### Model information

- Model id: FGOALS-g3
- Model information:
- Atmospheric grid: 180×90 x L26
  - top level = 2.19 hPa
- Ocean grid: 360×218 x L30

### CNRM-CERFACS


Details: Centre National de Recherches Météorologiques (CNRM), Centre Europeen de Recherche et de Formation Avancee en Calcul Scientifique (CERFACS), France

### Experiments and contacts

CMIP6				
LM	6k	21k	LI	Plio
N	N	N		N

- David Salas ([david.salas@meteo.fr](mailto:david.salas@meteo.fr)): LI

### Model information

- Model id: CNRM-CM6-1
- Model information:
- Atmospheric grid: [256 to 20]x128 x L91
  - top level =  hPa (78.4 km)
- Ocean grid: 362x294 x L75

### CSIR-CSIRO


Details: Council for Scientific and Industrial Research - Natural Resources and the Environment, South Africa

### Experiments and contacts

CMIP6				
LM	6k	21k	LI	Plio

- Francois Engelbrecht ([FEngelbrecht@csir.co.za](mailto:FEngelbrecht@csir.co.za)): main contact






### Model information

- Model id: VRESM-1-0
- Model information:
- Atmospheric grid: Cube192 x L35
  - top level =  hPa (35 km)
- Ocean grid: Cube384 x L35

### EC-Earth-Consortium

Details: Stockholm University, Sweden

### Experiments and contacts

CMIP6				
LM	6k	21k	LI	Plio
				

- Qiong Zhang ([qiong.zhang@natgeo.su.se](mailto:qiong.zhang@natgeo.su.se)): main contact, LM, 6k, 21k, LGM, LI, Plio
- Qiang Li ([qiang.li@natgeo.su.se](mailto:qiang.li@natgeo.su.se)): LM, 21k, Plio

### Model\_1 information

- Model id: EC-Earth3-LR
- Model information:

- Atmospheric grid: 320×160 x L62
  - top level = 5 hPa
- Ocean grid: 362×292 x L75

### Model\_2 information

- Model id: EC-Earth3-Veg-LR
- Model information:
- Atmospheric grid: 320×160 x L62
  - top level = 5 hPa
- Ocean grid: 362×292 x L75

### Model\_3 information

- Model id: EC-Earth3-GrlS
- Model information:
- Atmospheric grid: 512×256 x L91
  - top level = 0.01 hPa
- Ocean grid: 362×292 x L75

## INM

Details: Institute of Numerical Mathematics , Russia

### Experiments and contacts

CMIP6				
LM	6k	21k	LI	Plio
N	😊	😊	😊	😊

- Evgeny Volodin ([volodinev@gmail.com](mailto:volodinev@gmail.com)): main contact, 6k, 21k, LI, Plio






### Model information

- Model id: INM-CM4-8
- Model information:
- Atmospheric grid: 180×120 x L21
  - top level = 🛠️Fix Me! hPa (top level sigma = 0.01)
- Ocean grid: 360×318 x L40

## IPSL

Details: Institut Pierre Simon Laplace, France

## Experiments and contacts

CMIP6				
LM	6k	21k	LI	Plio
				

- Pascale Braconnot ([Pascale.Braconnot@lsce.ipsl.fr](mailto:Pascale.Braconnot@lsce.ipsl.fr)): main contact, 6k, LI
- Olivier Boucher ([olivier.boucher@lmd.jussieu.fr](mailto:olivier.boucher@lmd.jussieu.fr)): main contact
- Myriam Khodri ([mkhodri@gmail.com](mailto:mkhodri@gmail.com)): LM
- Masa Kageyama ([Masa.Kageyama@lsce.ipsl.fr](mailto:Masa.Kageyama@lsce.ipsl.fr)): 21k
- Gilles Ramstein ([Gilles.Ramstein@lsce.ipsl.fr](mailto:Gilles.Ramstein@lsce.ipsl.fr)): Plio
- Ning Tan ([Ning.Tan@lsce.ipsl.fr](mailto:Ning.Tan@lsce.ipsl.fr)): Plio
- Jean-Yves Peterschmitt ([Jean-Yves.Peterschmitt@lsce.ipsl.fr](mailto:Jean-Yves.Peterschmitt@lsce.ipsl.fr)): Misc...


## Model information

- Model id: IPSL-CM6A-LR
- Model information:
- Atmospheric grid: 144×143 x L79
  - top level = 40000 m
- Ocean grid: 362×332 x L75

## KIOST

Details: Korea Institute of Ocean Science & Technology, Korea

## Experiments and contacts

CMIP6				
LM	6k	21k	LI	Plio
N		N	N	N

- YoungHo Kim ([yhkim@kiost.ac.kr](mailto:yhkim@kiost.ac.kr)): main contact, 6k






## Model information

- Model id: KIOST-ESM
- Model information:
- Atmospheric grid: Cube48 x L32
  - top level = 2 hPa
- Ocean grid: 360×200 x L52

## MIROC

Details: JAMSTEC (Japan Agency for Marine-Earth Science and Technology), AORI (Atmosphere and Ocean Research Institute, The University of Tokyo), Japan

## Experiments and contacts

CMIP6				
LM	6k	21k	LI	Plio
				

- Ayako Abe-Ouchi ([abeouchi@aori.u-tokyo.ac.jp](mailto:abeouchi@aori.u-tokyo.ac.jp)): main contact, 6k, 21k, LI, Plio
- Rumi Ohgaito ([ohgaito@jamstec.go.jp](mailto:ohgaito@jamstec.go.jp)): LM, 6k, 21k
- Masakazu Yoshimori ([myoshimo@ees.hokudai.ac.jp](mailto:myoshimo@ees.hokudai.ac.jp)): LM




## Model information

- Model id: MIROC-ES2L
- Model information:
- Atmospheric 128×64 xL40
  - top level = 3 hPa
- Ocean grid: 360×256 x L63

## MPI-M

Details: Max Planck Institute for Meteorology, Germany

## Experiments and contacts

CMIP6				
LM	6k	21k	LI	Plio
			N	N

- Matthias Bittner ([matthias.bittner@mpimet.mpg.de](mailto:matthias.bittner@mpimet.mpg.de)): main contact (DECK, historical, ...)
- Johann Jungclaus ([johann.jungclaus@mpimet.mpg.de](mailto:johann.jungclaus@mpimet.mpg.de)): main contact, LM, 6k
- Eduardo Zorita ([eduardo.zorita@hzg.de](mailto:eduardo.zorita@hzg.de)): LM
- Uwe Mikolajewicz ([uwe.mikolajewicz@mpimet.mpg.de](mailto:uwe.mikolajewicz@mpimet.mpg.de)): 21k






## Model information

- Model id: MPI-ESM1-2-LR
- Model information:
- Atmospheric grid: 192×96 x L47
  - top level = 0.01 hPa
- Ocean grid: 256×220 x L40

## MRI

Details: Meteorological Research Institute, Japan

## Experiments and contacts

CMIP6				
LM	6k	21k	LI	Plio
				

- Seiji Yukimoto ([yukimoto@mri-jma.go.jp](mailto:yukimoto@mri-jma.go.jp)): main contact, LM, 6k, 21k, LI, Plio
- Kohei Yoshida ([kyoshida@mri-jma.go.jp](mailto:kyoshida@mri-jma.go.jp)): LM, 6k, 21k, LI, Plio
- Shigenori Murakami ([smurakami@mc-jma.go.jp](mailto:smurakami@mc-jma.go.jp)): LM, 6k, 21k, LI, Plio






## Model information

- Model id: MRI-ESM2-0
- Model information:
- Atmospheric grid: 320×160 x L80
  - top level = 0.01 hPa
- Ocean grid: 360×364 x L61

## NASA-GISS

Details: NASA Goddard Institute for Space Studies, New York, NY, USA

## Experiments and contacts

CMIP6				
LM	6k	21k	LI	Plio
				

- Gavin Schmidt ([gavin.a.schmidt@nasa.gov](mailto:gavin.a.schmidt@nasa.gov)): main contact, Plio
- Allegra LeGrande ([allegra.n.legrande@nasa.gov](mailto:allegra.n.legrande@nasa.gov)): LM, 6k, 21k, LI, DeepMIP
- Mark Chandler ([mac59@columbia.edu](mailto:mac59@columbia.edu)): Plio

## Model\_1 information

- Model id: GISS-E2-1-G
- Model information:
- Atmospheric grid: 144×90 x L40
  - top level = 0.1 hPa
- Ocean grid: 360×180 x L32

## Model\_2 information






- Model id: GISS-E3-G
- Model information:
- Atmospheric grid: Cubed sphere C90 (~1degx1deg) x L102
  - top level = 0.002 hPa
- Ocean grid: 360×180 x L32



## NCAR

Details: National Center for Atmospheric Research, USA

### Experiments and contacts

CMIP6				
LM	6k	21k	LI	Plio
				

- Bette Otto-Bliesner ([ottobli@ucar.edu](mailto:ottobli@ucar.edu)): main contact, LM, 6k, 21k, LI, Plio

### Model information






- Model id: CESM2
- Model information:
- Atmospheric grid: 288×192 x L32
  - top level = 2.25 hPa
- Ocean grid: 320×384 x L60

## NCC

Details: BCCR (Bjerknes Centre for Climate Research) is a member of *NorESM Climate modeling Consortium*, Norway

Note: was previously referenced as *BCCR* in previous MIPs

### Experiments and contacts

CMIP6				
LM	6k	21k	LI	Plio
				

- Zhongshi Zhang ([zhongshi.zhang@uni.no](mailto:zhongshi.zhang@uni.no)): main contact, LM, Plio
- Kerim Nisancioglu([Kerim@uib.no](mailto:Kerim@uib.no)): 6k, 21k, LI
- Chuncheng Guo([Chuncheng.Guo@uib.no](mailto:Chuncheng.Guo@uib.no)): 6k, 21k, LI

### Model\_1 information

- Model id: NorESM2-LM
- Model information:
- Atmospheric grid: 144×96 x L32
  - top level = 3 hPa
- Ocean grid: 360 x 384 (tripolar) x L70

## Model\_2 information

- Model id: NorESM1-F
- Model information:
- Atmospheric grid: 144×96 x L26
  - top level = 3 hPa
- Ocean grid: 360 x 384 (tripolar) x L70

## NUIST

Details: Nanjing University of Information Science and Technology, China

### Experiments and contacts

CMIP6				
LM	6k	21k	LI	Plio

- Bo Sun ([sunb@nuist.edu.cn](mailto:sunb@nuist.edu.cn)): main contact
- Jian Cao ([jiancao@hawaii.edu](mailto:jiancao@hawaii.edu), [jianc@nuist.edu.cn](mailto:jianc@nuist.edu.cn)): LM, 6k, 21k, LI, Plio
- Xiao Zhang ([xzhang3@hawaii.edu](mailto:xzhang3@hawaii.edu)): 6k, 21k

### Model information

- Model id: NESM3
- Model information:
- Atmospheric grid: 192×96 x L47
  - top level = 1 hPa
- Ocean grid: 384×362 x L46

## UK Academic Community

Details: UBRIS/LEEDS/EDINBURGH/READING, UK

### Experiments and contacts

CMIP6				
LM	6k	21k	LI	Plio

- Dan Lunt ([d.j.lunt@bristol.ac.uk](mailto:d.j.lunt@bristol.ac.uk)): main contact, LM, 6k, 21k, LI, Plio
- Alan Haywood ([A.M.Haywood@leeds.ac.uk](mailto:A.M.Haywood@leeds.ac.uk)): main contact, LM, 6k, 21k, LI, Plio
- Gabi Hegerl ([gabi.hegerl@ed.ac.uk](mailto:gabi.hegerl@ed.ac.uk)): LM
- Peter Hopcroft ([P.Hopcroft@bham.ac.uk](mailto:P.Hopcroft@bham.ac.uk)): 21k
- Andrew Schurer ([aschurer@staffmail.ed.ac.uk](mailto:aschurer@staffmail.ed.ac.uk)): LM
- Joy Singarayer ([Joy.Singarayer@bristol.ac.uk](mailto:Joy.Singarayer@bristol.ac.uk)): 6k, 21k, LI
- Paul Valdes ([p.j.valdes@bristol.ac.uk](mailto:p.j.valdes@bristol.ac.uk)): 6k, 21k, LI

### Model\_1 information

- Model id: UKESM1-0-LL
- Model information:
- Atmospheric grid: 192×144 (N96) x L85
  - top level = 85 km
- Ocean grid: 360×330 (eORCA1) x L75

### Model\_1 information

- Model id: HadGEM3-GC31-LL
- Model information:
- Atmospheric grid: 192×144 (N96) x L85
  - top level = 85 km
- Ocean grid: 360×330 (eORCA1) x L75

### UTAS

Details: University of Tasmania, Australia

### Experiments and contacts

CMIP6				
LM	6k	21k	LI	Plio
😊	😊	N	😊	N

- Steven Phipps ([Steven.Phipps@utas.edu.au](mailto:Steven.Phipps@utas.edu.au)): main contact, LM, 6k, LI

### Model information

- Model id: CSIRO-Mk3L-1-3
- Model information:
- Atmospheric grid: 64 x 56 x L18
  - top level = 36355 m
- Ocean grid: 128×112 x L31

### UofT

Details: Department of Physics, University of Toronto, Canada

### Experiments and contacts

CMIP6				
LM	6k	21k	LI	Plio
N	😊	😊	N	😊

- Deepak Chandan ([dchandan@atmosph.physics.utoronto.ca](mailto:dchandan@atmosph.physics.utoronto.ca)): main contact, 21k, Plio

## Model information

- Model id: UofT-CCSM4
- Model information:
- Atmospheric grid: 288×192 x L26
  - top level = ~2 hPa
- Ocean grid: 384×320 x L60

## VUAmsterdam

Details: Department of Earth Sciences, Vrije Universiteit Amsterdam, The Netherlands

## Experiments and contacts

CMIP6				
LM	6k	21k	LI	Plio
N	😊	😊	😊	N

- Hans Renssen ([h.rensen@vu.nl](mailto:h.rensen@vu.nl)): 6k, LI
- Didier Roche ([didier.roche@vu.nl](mailto:didier.roche@vu.nl)): main contact, 21k

## Model information

- Model id: iLOVECLIM1.2
- Model information:
- Atmospheric grid: 64×32 x L3 (T21)
  - top level = 🛠️Fix Me! hPa
- Ocean grid: 122×65 x L20

From:

<https://pmip4.lsce.ipsl.fr/> - **PMIP4**

Permanent link:

<https://pmip4.lsce.ipsl.fr/doku.php/database:participants?rev=1538064134>

Last update: **2018/09/27 16:02**

